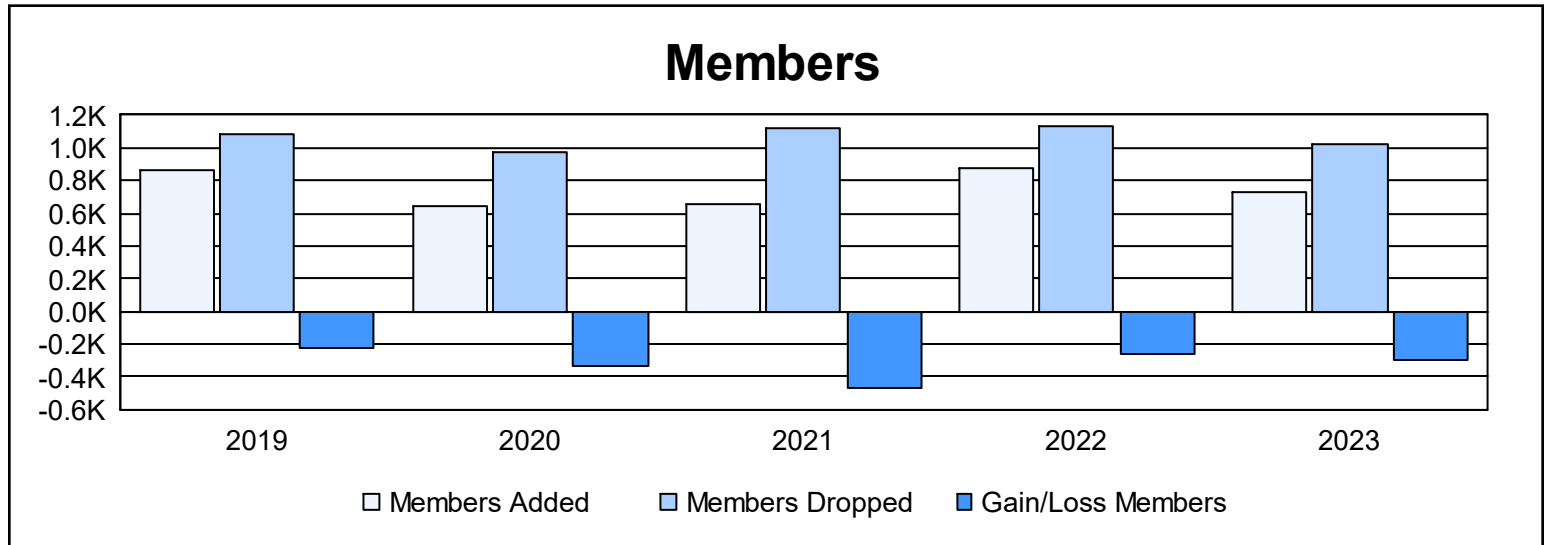
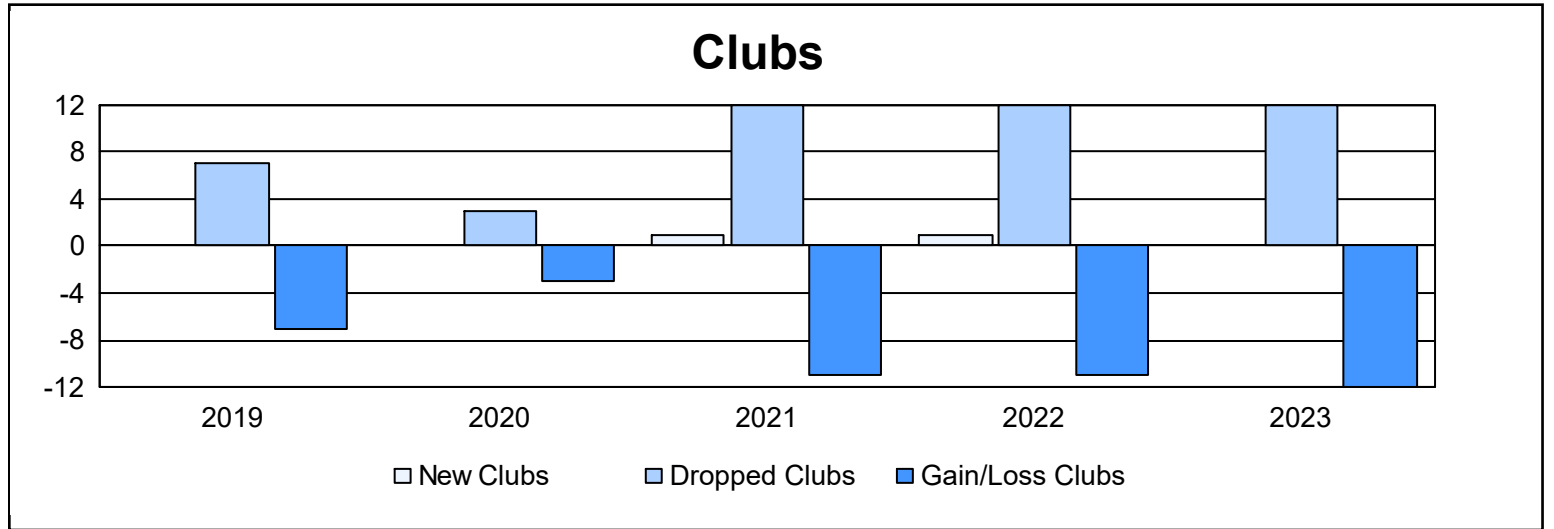


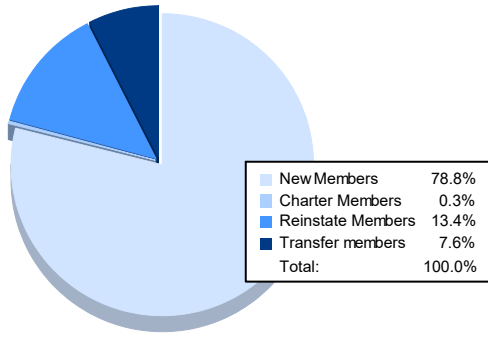
**Multiple District 25**

As of June 2023 Cumulative

Year	New Clubs	Dropped Clubs	Gain/ Loss Clubs	New Members	Charter Members	Reinstate Members	Transfer Members	Total Member Added	Total Members Dropped	Gain/ Loss Members
2018-2019	0	7	-7	753	6	50	49	858	1,084	-226
2019-2020	0	3	-3	550	13	50	33	646	977	-331
2020-2021	1	12	-11	484	39	58	76	657	1,125	-468
2021-2022	1	12	-11	698	32	116	30	876	1,134	-258
2022-2023	0	12	-12	572	2	97	55	726	1,019	-293
<b>Average</b>	<b>0</b>	<b>9</b>	<b>-9</b>	<b>611</b>	<b>18</b>	<b>74</b>	<b>49</b>	<b>753</b>	<b>1,068</b>	<b>-315</b>



### Membership Composition June 2023 Cumulative



### Gender Composition June 2023 Cumulative

